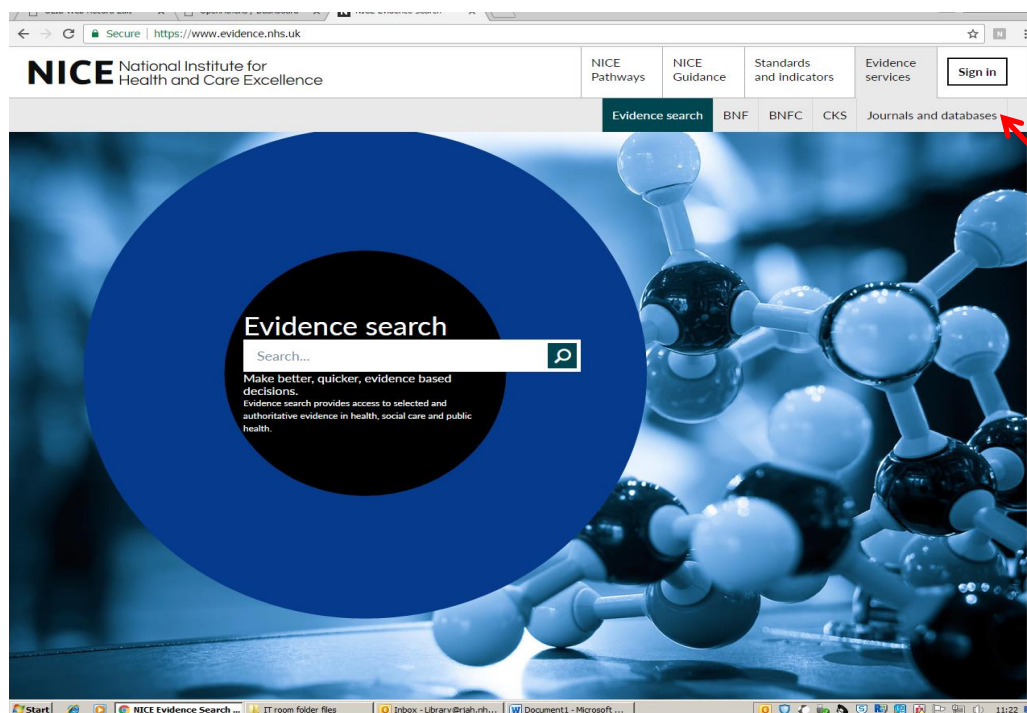


## Accessing electronic journals: a step by step guide

1. Open your web browser (preferably Google Chrome).
2. Enter the address <http://www.evidence.nhs.uk> This will take you to the home page of the *NICE Evidence Search* website.



3. Select **Journals and Databases** from the top right hand side, then from the next screen click on **Journals A-Z**

### Journals and databases

Provided in partnership by HEE and NICE

Quick access to a range of journals and other evidence-based resources for health and social care staff in England.

You'll need an [NHS OpenAthens](#) account to access most of these resources.

#### Journals and articles

You can find journal articles by:

- browsing or searching within a particular journal
- searching in a bibliographic database (which has articles from a wide range of journals).

#### [Journals A-Z](#)

Browse or search for a particular journal, and then search for relevant articles within that journal.

If you [login with your NHS OpenAthens account](#) you'll see all the journals available to you.

[Healthcare Databases Advanced Search \(HDAS\)](#)

#### Evidence-based resources

##### [BMJ Best Practice](#)

A point of care tool. It gives step-by-step guidance on diagnosis, prognosis, prevention and treatment.

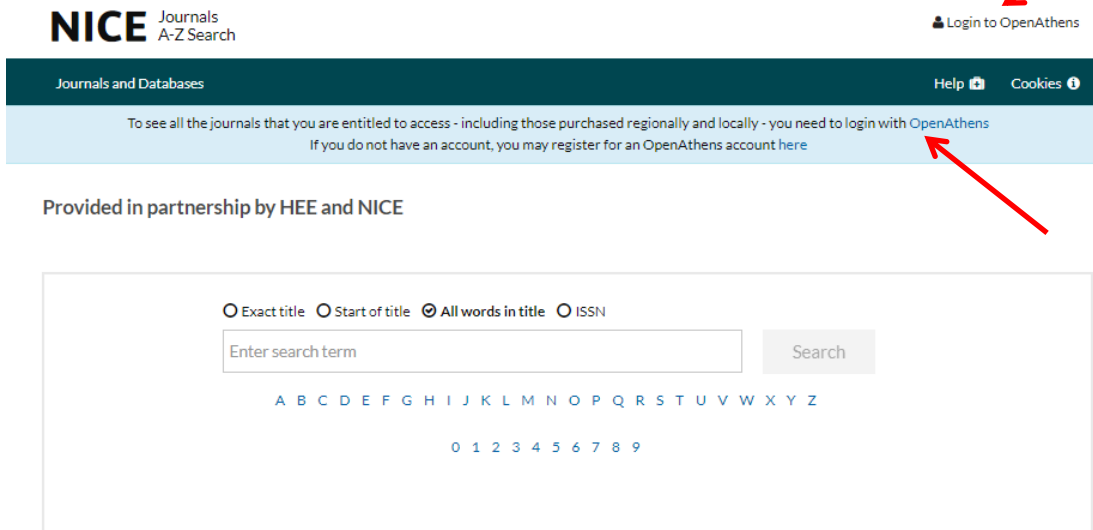
##### [Cochrane Library](#)

Includes the Cochrane Database of Systematic Reviews, Central Register of Controlled Trials, and Cochrane Clinical Answers.

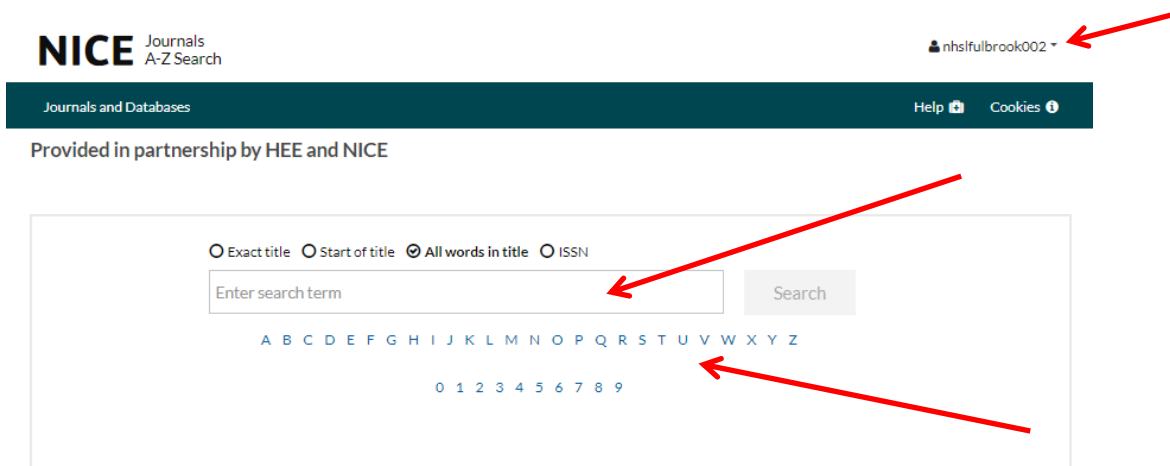
##### [Transfusion Evidence Library](#)

Search for high-quality, evidence-based information on all aspects of transfusion medicine.

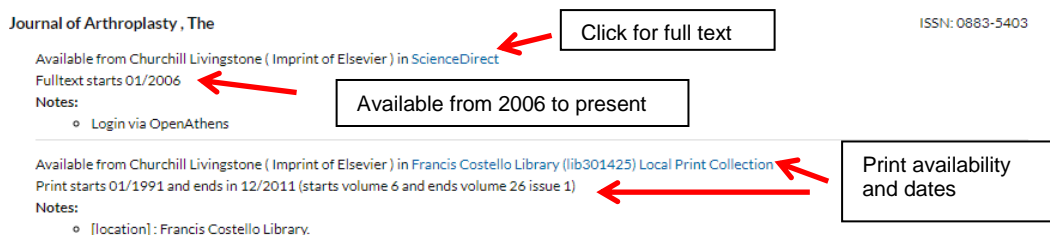
4. You will be prompted to login with OpenAthens at this stage. Once logged in make sure that your username displays in top right-hand corner of the screen. This will enable you to view online content from journals subscribed to by the library as well as those purchased by NHS England.



5. Enter a journal title into the search box and click search, or browse a list of journals using the A-Z search



6. Results are displayed as in the screenshot below. If the journal is available in print in the library, the link displays '*In Francis Costello Library Local Print Collection*'. If the journal is available electronically, the title link says '*Available from*' and then gives a supplier name, e.g. BMJ, OVID, Science Direct etc. By clicking on the supplier name (blue hyperlink), you will be directed to the journal website. Please note that some publisher websites, such as ScienceDirect, require you to sign in again. In these cases, please select *OpenAthens* from the sign in box. In a few cases, journals are still accessed using passwords. Where necessary these passwords will be displayed under the journal title instead of *Login via OpenAthens*.



For more information contact the library staff on ext. 4388 or by e-mail: [rjah.library@nhs.net](mailto:rjah.library@nhs.net)